

TARIFF LIBERALISATION



ACPMS

The ASEAN Community Progress Monitoring System (ACPMS) is a project under the ASEAN-Australia Development Cooperation Program Phase II (AADCP II). It aims to track pertinent socio-economic progress and trends in ASEAN through the use of outcomes-level Key Performance Indicators (KPIs) for the ASEAN Economic Community (AEC) and the ASEAN Socio-Cultural Community (ASCC). These series of ACPMS infographics derived from the ACPMS Report 2017, comprises of four themes which are inclusive development, tariff liberalisation, connectivity and narrowing the development gap. The 2017 Report, the last of the three ACPMS report series, complemented the existing broader regional integration monitoring mechanisms for the ASEAN Community.

Tariff Liberalisation

Pursuant to the commitments made in the Common Effective Preferential Tariff (CEPT) Scheme of the ASEAN Free Trade Area (AFTA) agreed in 1992, and later in the ASEAN Trade in Goods Agreement (ATIGA) in 2010, ASEAN continues to make progress in integrating into the global economy through Free Trade Agreements (FTAs) and Comprehensive Economic Partnerships (CEPs), as reflected in the liberalisation of tariffs on Extra-ASEAN imports from its FTA Partners.

- **Preferential Tariff** is a tariff schedule under which one or more nations are given lower rates than Most Favoured Nation (MFN) Tariff, i.e. normal non-discriminatory tariff charged on imports.
- **Intra-ASEAN tariff** is tariff schedule applied by an ASEAN Member States (AMS) to imports from other AMSs.
- **Tariff on imports from ASEAN FTA partners** is tariff schedule applied by an AMS to imports from Australia, New Zealand, Japan, China, Republic of Korea and India.

ASEAN COMMUNITY PROGRESS MONITORING SYSTEM 2017

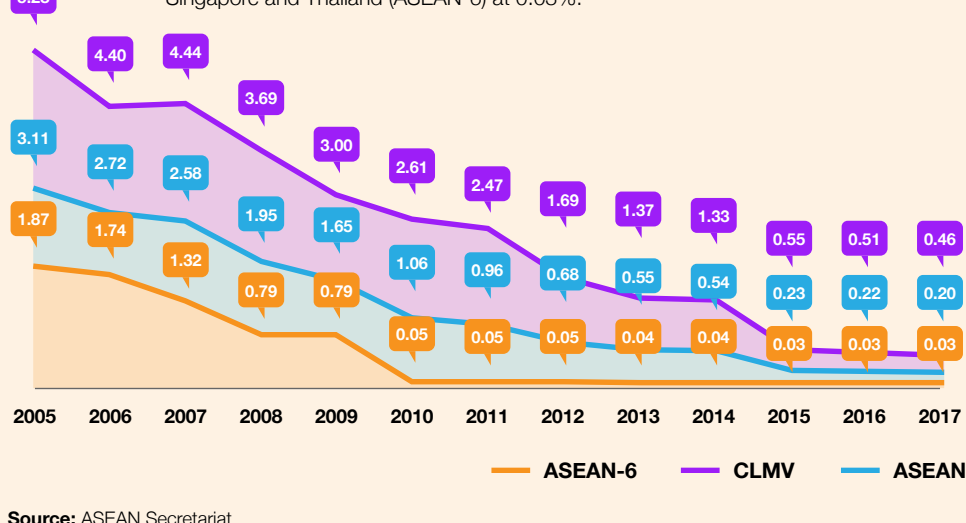
TARIFF LIBERALISATION



Average Intra-ASEAN Tariffs in ASEAN (%)

2005-2017

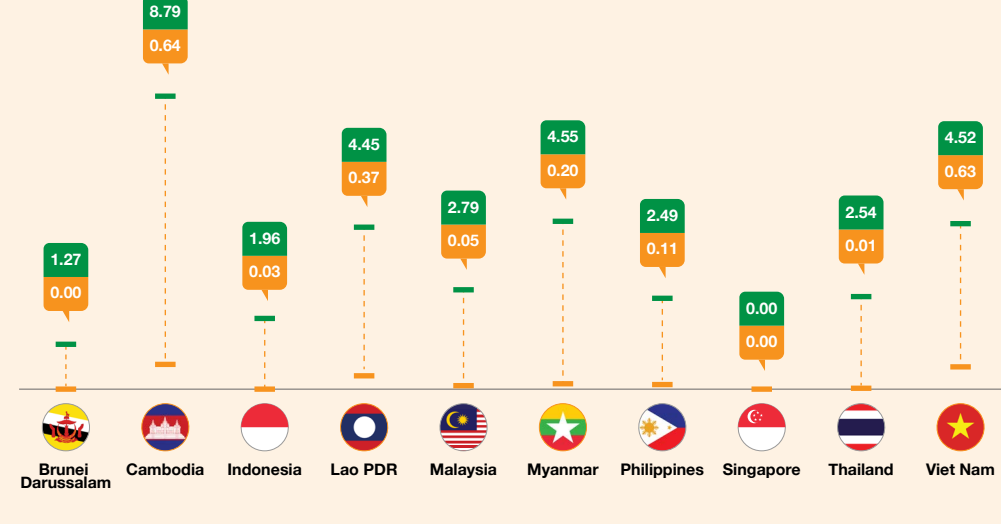
The average Intra-ASEAN tariffs have been virtually eliminated across the 10 ASEAN Member States, from 3.11% in 2005 to just 0.20% in 2017. The average Intra-ASEAN tariffs for Cambodia, Lao PDR, Myanmar and Viet Nam (CLMV), for which flexibilities were availed, significantly fell from 5.28% in 2005 to 0.46% in 2017, bringing them closer to the average rate for Brunei Darussalam, Indonesia, Malaysia, Philippines, Singapore and Thailand (ASEAN-6) at 0.03%.



Source: ASEAN Secretariat

Average Intra-ASEAN Tariffs by Country (%)

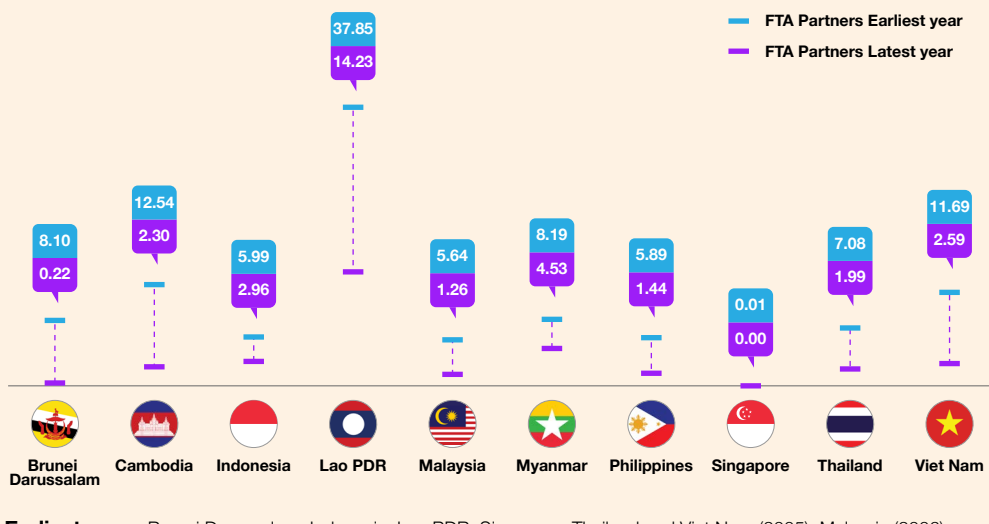
The average Intra-ASEAN tariffs has fallen to below one percent in all 10 ASEAN Member States. The reductions in imports tariffs were most profound in Cambodia, Lao PDR, Myanmar and Viet Nam (CLMV) during the period of 2005-2017.



Source: ASEAN Secretariat

Average Tariffs on Imports from ASEAN FTA Partners (%)

Significant reductions in tariffs were also recorded for imports from the ASEAN FTA Partners of Australia, New Zealand, Japan, China, Republic of Korea and India over the past decade.



Earliest year Brunei Darussalam, Indonesia, Lao PDR, Singapore, Thailand and Viet Nam (2005); Malaysia (2006); Cambodia, Myanmar and Philippines (2007)

Latest year Indonesia (2012); Brunei Darussalam, Cambodia and Malaysia (2014); Lao PDR, Myanmar, Philippines, Singapore, Thailand and Viet Nam (2015)

Source: World Bank World Integrated Solution: <http://wits.worldbank.org>



This leaflet is supported by the Government of Australia through the ASEAN-Australia Development Cooperation Program Phase II (AADCP II).

The Association of Southeast Asian Nations (ASEAN) was established on 8 August 1967. The Member States of the Association are Brunei Darussalam, Cambodia, Indonesia, Lao PDR, Malaysia, Myanmar, Philippines, Singapore, Thailand and Viet Nam.

The ASEAN Secretariat is based in Jakarta, Indonesia.

For inquiries, contact:
The ASEAN Secretariat
Community Relations Division (CRD)
70A Jalan Sisingamangaraja
Jakarta 12110
Indonesia

Phone: (62 21) 724-3372, 726-2991
Fax: (62 21) 739-8234, 724-3504
E-mail: public@asean.org

Catalogue-in-Publication Data

ASEAN Community Progress Monitoring System 2017
Jakarta: ASEAN Secretariat, October 2018

341.2473
1. ASEAN - Indicators - Statistics
2. Economic - Socio-Cultural - Connectivity

ASEAN: A Community of Opportunities

The text of this publication may be freely quoted or reprinted, provided proper acknowledgement is given and a copy containing the reprinted material is sent to the Community Relations Division (CRD) of the ASEAN Secretariat, Jakarta

General information on ASEAN appears online at the ASEAN Website: www.asean.org

Copyright Association of Southeast Asian Nations (ASEAN) 2018.

All rights reserved.